





















	Control Icon	Purpose
	Projection	Toggles “projection mode” on and off. The first use starts the onscreen alignment (calibration) process.
	Previous	Goes to the previous PowerPoint slide or PgUp.
	Next	Goes to the next PowerPoint slide or PgUp.
	Keyboard	Displays the on-screen keyboard.
	Pen Cursor	Toggles between writing and cursor control.
	Pen Style	Displays all size and color options.
	Red, Blue, Green, Black	The current color for writing on the board.
		
		
		
	Narrow Pen	Sets the stylus to narrow width.
	Medium Pen	Sets the stylus to medium width.
	Wide Pen	Sets the stylus to wide width.
	Solid Pen	Sets the stylus to a solid line.
	Dashed Pen	Sets the stylus to a dashed line.
	Narrow Eraser	Narrow eraser width using the stylus.
	Wide Eraser	Large eraser width using the stylus.
	Erase All	Clears all the writing.
	Print	Prints a copy of the whiteboard.
	Save	Saves a copy of the whiteboard contents into the MyDocuments folder (or where configured) as a new image.